



Transit Asset Management (TAM)

FFY26 – FFY29 Tier II Group TAM Plan Kick-off Webinar

December 2, 2025





Webinar Agenda

1. TAM Background
2. Required Plan Elements
3. Plan Responsibility
4. FFY26 – FFY29 Tier II Group TAM Plan
 - Participation
 - Plan Elements
 - Update Schedule
5. Ongoing TAM Responsibilities
6. FFY25 Targets
7. Next Steps & Action Items

Background - FTA

- (MAP-21) required FTA to develop rules to establish a system to monitor and manage public transportation assets to improve safety and increase reliability and performance, and to establish performance measures.
- FTA issued the Final TAM Rule on July 26, 2016 requiring a TAM Plan for all service providers who receive federal funding (5307 and/or 5311).
- Purpose of the final rule is to help achieve and maintain a state of good repair (SGR) for the nation's public transportation assets.
- Transit asset management is a business model that uses transit asset condition to guide the optimal prioritization of funding and work towards the transit SGR backlog.

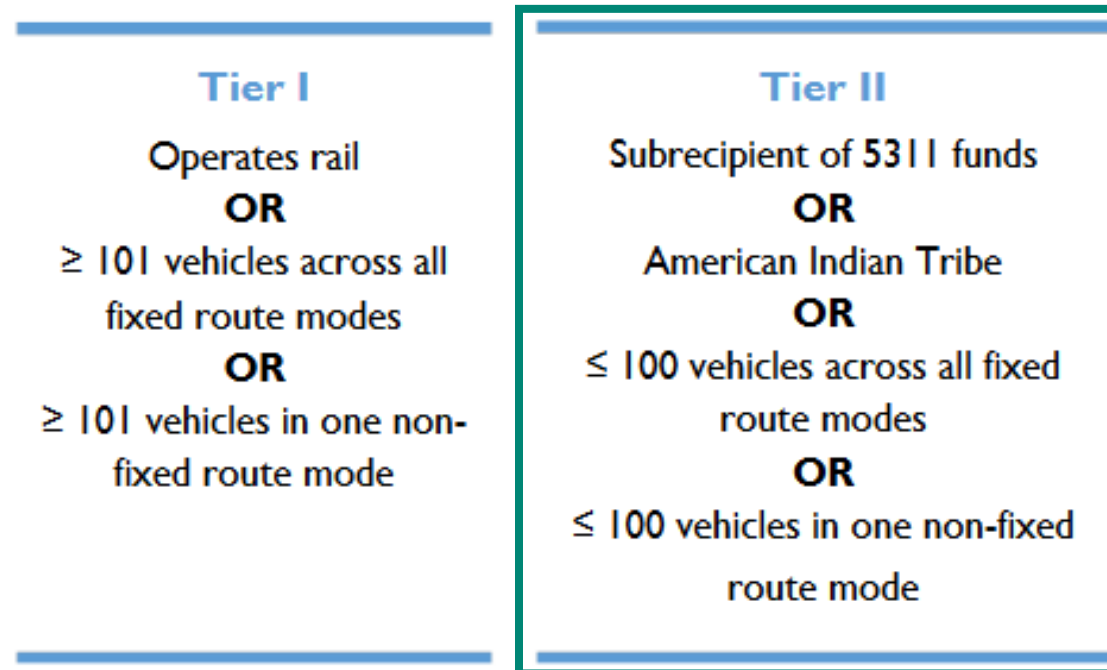
Who Must Comply with TAM?

- All recipients or subrecipients of Federal financial assistance under 49 U.S.C. Chapter 53 that own, operate, or manage capital assets used in the provision of public transportation
 - Includes all assets used in the provision of public transit. Not just federally funded assets
 - Includes vanpool assets owned or directly operated by a recipient.
 - Only assets in revenue service required
 - (Out of Service or Disposed are not included)
 - Does not include non-dedicated assets



Background - Eligibility

- TAM rule provides two tiers of requirements based on sizing criteria:



Background – Plan Elements

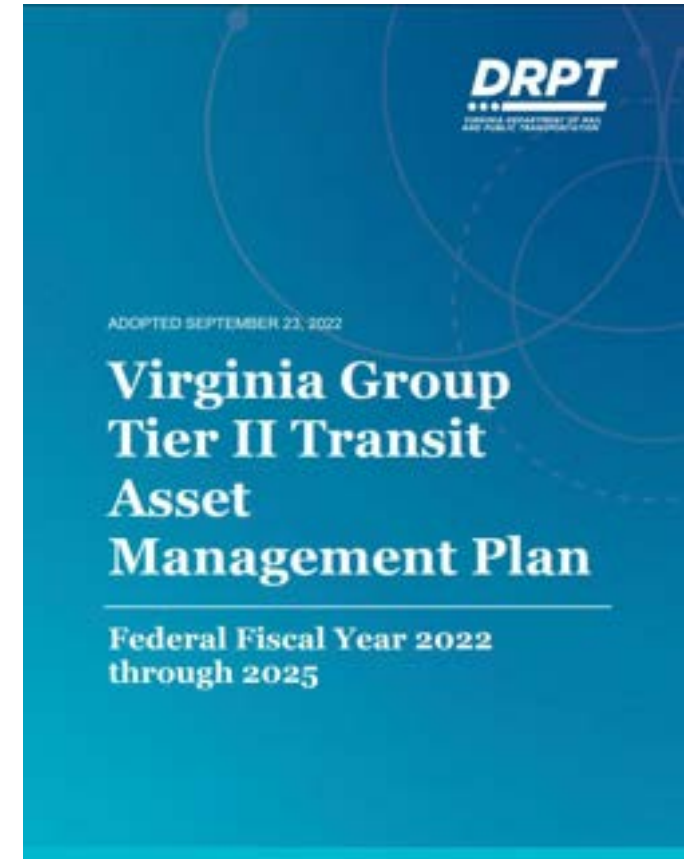
- Elements of a TAM plan are dictated by the FTA rule and are:



- Tier I agencies are required to include all 9 plan elements
- Tier II agencies are only required to include elements 1 - 4

Background – DRPT

- DRPT is Virginia’s group TAM Plan sponsor
- Current TAM Plan was approved September 2022
 - FFY2022 – FFY2025
- TAM plans must be updated in their entirety at least once every 4-years
- Virginia’s group FFY26 – FFY29 Tier II TAM Plan must be approved by **September 30, 2026**



FFY2026 – FFY2029 Tier II Group TAM Plan

Who Can Participate?

- 5311 rural agencies
 - **Required** to participate in the Tier II group TAM plan
- 5307 small urban agencies
 - May request participation in the DRPT sponsored group plan
 - DRPT will accept participation from all eligible 5307 agencies meeting the Tier II requirements
- Opting-in and confirming participation
 - DRPT will provide template letter to opt in (or out)
 - Letters must be signed by the agency Accountable Executive and returned to DRPT
 - **Opt-in deadline is January 16th**
 - **If we do not hear from you by January 16th, your agency will not be included in the FFY26 – FFY29 Tier II Group TAM Plan**

Tier II Plan Elements

Required TAM Plan Elements	Description	DRPT Program or Process
1. Asset Inventory	A register of capital assets and information about those assets	TransAM
2. Condition Assessment of Assets	A rating of the assets' physical state; to be completed for assets an agency has direct capital responsibility for; should be at a level of detail sufficient to monitor and predict performance of inventoried assets	TransAM <ul style="list-style-type: none"> • Age and mileage for vehicles • TERM Condition ratings for facilities
3. Decision Support Tool	An analytic process or tool that: <ol style="list-style-type: none"> (1) assists in capital asset investment prioritization and/or (2) estimates capital needs over time 	<ul style="list-style-type: none"> • TDP/TSP(s) • 5-Year Capital Budgets • MERIT
4. Prioritized List of Investments	A prioritized list of projects or programs to manage or improve the SGR of capital assets	MERIT – Program of Projects

Draft Plan Update Schedule

Task	Nov	Dec	Jan	Feb	Mar	Apr	May	Jun	Jul	Aug	Sept	Oct
Opt into plan			16									
Asset Inventory*												
Condition Assessment												
Target Setting												
Prioritization												
Draft Plan												
Final Plan												
Agency Approval												
Engagement Schedule					1	2		3				

1: Existing Conditions and Targets | 2: Revised Targets | 3: Draft plan



Ongoing TAM Tasks

1. Asset Inventory Updates (Bi-annual)
2. Facility Condition Assessments (Quadrennial)
3. TAM Targets Analysis (Annual)
4. NTD Reporting (Annual)

Asset Inventory

- TransAM is our single source of truth for all asset condition data
- Bi-annual vehicle data update requirement:
 - **January 15**
 - **July 15**
- Capital Assets
 - **Revenue Vehicles** (In-Service & Spare)
 - Age & Mileage
 - **Equipment**
 - Service Vehicles (already included in TransAM)
 - Equipment over \$50,000 in acquisition cost
 - **Facilities**
 - TERM condition scores
 - Detailed assessment (once every 4 years)



Agency	Equipment Item	Total Amount Funded	FY
RADAR	Vehicle Lift	\$62,000	FY23
RADAR	Vehicle Lift	\$150,000	FY24
HDPT	Vehicle Lift	\$55,000	FY24
Danville	Vehicle Lift	\$46,000	FY24
Danville	Bus Wash	\$330,000	FY25
GLTC	Fork Lift	\$50,000	FY26

TAM Facilities Assessment

- TAM plan participants are included in DRPT's annual facility assessment
- Qualifying facilities must receive:
 - A detailed review performed by DRPT + partners **once in a 4-year cycle**
- These assessments focus on the state of several different components:
 - Substructure, Shell, Interiors, Conveying Systems, Plumbing, HVAC, Fire Protection, Electrical, Equipment and Furnishings, Building Sitework + Special Construction, and Fare Collection Systems
- TAM Facility ratings will be updated in TransAM
 - DRPT coordinating a data review and clean-up of facility information
- TERM scores reported to NTD

TAM Target Analysis

- DRPT will assess the targets set forth in the FFY26 – FFY29 plan on an annual basis in early fall
 - Memo notifying plan participants and template letter for Accountable Executive sign off
- Data used for this analysis is available to view and download on DRPT's [Open Data Portal](#)
 - Updated annually

Transit Asset Management (TAM) Performance Targets

This dashboard displays TAM performance targets as outlined in the DRPT sponsored 2022 Tier II TAM Plan. DRPT assesses targets annually and provides updates to this dashboard on an annual basis. Last updated October 2025.

[About](#)
[Vehicles](#)
[Facilities](#)

Statewide Performance Targets

The performance targets for category and class are set based on a combination of past performance and expected condition. For Revenue Vehicles, the targets are expressed as a percentage of the total asset class inventory that have met or exceeded their Useful Life Benchmark. Asset conditions of facilities are based on the FTA's Transit Economic Requirements Model (TERM) scale. Asset condition for equipment is based on equipment age for vehicles and available industry standard scales for non-vehicle equipment.

Vehicles Performance Targets

Age - % of vehicles that have met or exceeded their Useful Life Benchmark (ULB)

Asset Class	ULB (years)	Target
AD- Articulated Bus	14	3%
BU- Bus	14	15%
CU- Crossover	10	10%
MV- Minivan	8	20%
BR- Over-the-Road-Bus	14	15%
VN- Van	8	20%
*AD - Automobiles	8	30%
*TX - Trucks and other rubber tire vehicles	14	30%

* Equipment (non-revenue service vehicles)

Facilities Performance Targets

% of facilities with a condition rating below 3.0 on the FTA TERM scale

Asset Class	TERM	Target
Administration Facilities	+ 3.0	10%
Maintenance Facilities	+ 3.0	10%
Passenger Facilities	+ 3.0	15%
Parking Facilities	+ 3.0	10%

[Learn More about TAM Performance Measures](#)

Tier II TAM Plan

The Virginia Department of Rail and Public Transportation (DRPT) sponsors the Tier II group Transit Asset Management (TAM) plan and developed the FY2022-2025 plan in collaboration with 33 rural and small urban transit agencies in Virginia. These agencies are located across the Commonwealth and have a combined total of 1,452 vehicles and 49 facilities.

[2022 Tier II TAM Plan](#)

The purpose of the Virginia Statewide Group Tier II TAM Plan is to aid DRPT and the participating Tier II transit agencies in achieving and maintaining a State of Good Repair (SGR) for public transportation assets operated in the Commonwealth of Virginia.

[View TAM Plan Participants](#)

NTD Reporting

- As Virginia's Group TAM Plan sponsor, DRPT reports the following TAM metrics to FTA's National Transit Database (NTD) each year:
 1. Projected targets for the next fiscal year
 2. Condition assessment ratings for facilities
 3. A narrative report on changes in transit system conditions and the progress toward achieving previous performance targets
- Full reporters must continue reporting their assets to NTD
- Reduced reporters report their assets to NTD through DRPT



Vehicles - Useful Life Benchmark (ULB)

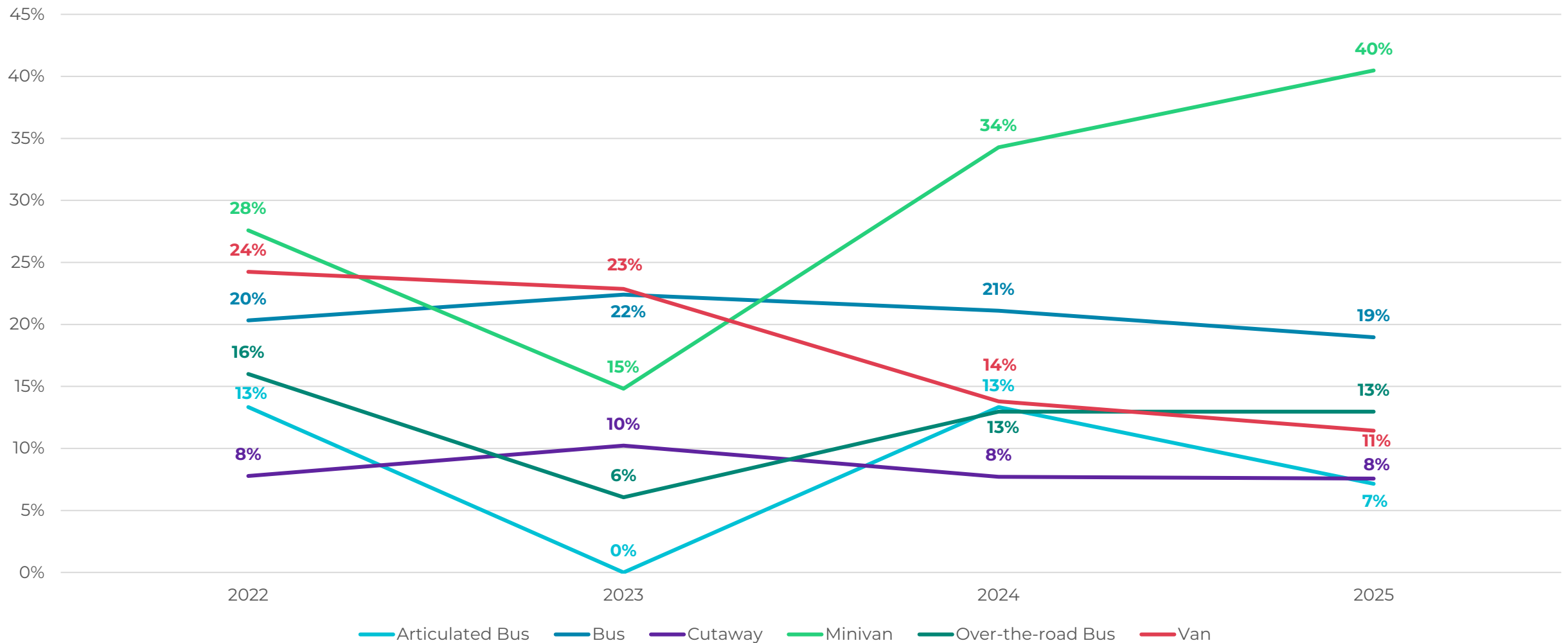
- Useful Life Benchmark (ULB) \neq Estimated Service Life (ESL)
- ULB:** the expected life cycle or acceptable period of use in service for a capital asset.
- ESL:** the minimum age/mileage at which an asset becomes eligible for replacement under the MERIT SGR program
- The ULB is used solely for setting state of good repair performance measure targets for rolling stock and equipment asset categories.**

DRPT Minimum Estimated Service Life (ESL)			Useful Life Benchmark (ULB)	
Asset Sub-Type	Min Svc Life (yr)	Min Svc Miles	Asset Class	Years
Heavy Duty, Articulated Bus	12	500,000	AB- Articulated Bus	14
Heavy Duty, Small Bus/BOC	10	350,000	BU- Bus	14
Heavy Duty, Small Bus	10	350,000		
Heavy Duty, Large Bus	12	500,000		
Heavy Duty, Dual Mode Bus	12	500,000		
Light Duty, Small BOC	4	100,000	CU- Cutaway Bus	10
Light Duty, Medium BOC	4	100,000		
Medium Duty, Medium BOC	7	200,000		
Medium Duty, Large BOC	7	200,000		
Light Duty, Minivan	4	100,000	MV- Minivan	8
Heavy Duty, Commuter/ Intercity Bus	12	500,000	BR- Over-the-Road-Bus	14
Light Duty, Passenger Van	4	100,000	VN- Van	8
Light Duty, Sedan/Station Wagon	4	100,000	AO- Automobile	8
Light Duty, Sport Utility Vehicle	4	100,00	SV- Sport Utility Vehicle	8

FFY25 TAM Targets - Vehicles

Asset Class	# of Vehicles	ULB (years)	FFY25 Target	# At or Beyond ULB	% Beyond ULB	Avg. Age (years)
AB- Articulated Bus	14	14	5%	2	13%	6.8
BU- Bus	501	14	15%	107	21%	8.6
CU- Cutaway	621	10	10%	45	8%	5.7
MV- Minivan	42	8	20%	12	34%	6.1
BR- Over-the-Road-Bus	54	14	15%	7	13%	7.2
VN- Van	35	8	20%	4	14%	4.5
Service Vehicles (Equipment)						
*AO – Automobiles	171	8	30%	111	65%	9.2
*TX – Trucks and other rubber tire vehicles	26	14	30%	6	23%	9.1

Revenue Vehicles % Beyond ULB



Facilities - TERM Ratings

- **TERM:** Transit Economic Requirements Model

Rating	Condition	Description
5	Excellent	No visible defects, new or near new condition, may still be under warranty if applicable
4	Good	Good condition, but no longer new, may be slightly defective or deteriorated, but is overall functional
3	Adequate	Moderately deteriorated or defective; but has not exceeded useful life
2	Marginal	Defective or deteriorated in need of replacement; exceeded useful life
1	Poor	Critically damaged or in need of immediate repair; well past useful life

FFY25 TAM Targets - Facilities

Asset Class	# of Facilities	TERM	FFY25 Target	Average TERM	% Below 3.0
Passenger/Parking Facilities	13	3.0	10%	4.3	0%
Administrative/ Maintenance Facilities	38	3.0	15%	4.0	0%



Next Steps & Action Items

- Send signed opt-in letters to DRPT
 - **DEADLINE: January 16th**
- TransAM Inventory Update
 - By January 15
 - Revenue Vehicles (In-Service & Spare)
 - Equipment (Service Vehicles & Equipment over \$50,000)
 - Facilities (TERM rating from facility review)
- Target Setting – workshops in March and April
- Draft Plan released – workshop in June
- Final Plan approval by Accountable Executives by September 30, 2026



Questions?

Grace Stankus - Statewide Transit Planner

grace.stankus@drpt.virginia.gov

Wood Hudson - Statewide Transit Planning Manager

wood.hudson@drpt.virginia.gov

Additional Resources:

- DRPT TAM: <https://drpt.virginia.gov/guidelines-and-requirements/transit-asset-management-plan/>
- FTA: <https://www.transit.dot.gov/TAM>

